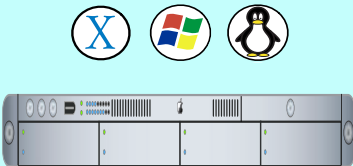


CenterView 2.0 Server and Administrator Default Installation




CenterView 2.0 Server
(either deployed on the included Tomcat application server, or deployed on the supported Java enterprise application server. CenterView 2.0 has been tested on Tomcat, BEA Weblogic and IBM Websphere)

Single Tier Installation


Firewall allows port 2020 (default install w/default Tomcat used) or port 80, 443, etc to access web app server where CenterView is deployed.

Firewall allows port 1099 (default installation) for remote administration



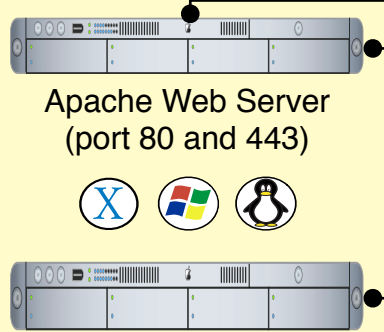
Firewall

Network Switch



CenterView 2.0 Administrator

(used to administer one or more CenterView servers, uses port 1099 by default to communicate with CenterView servers)

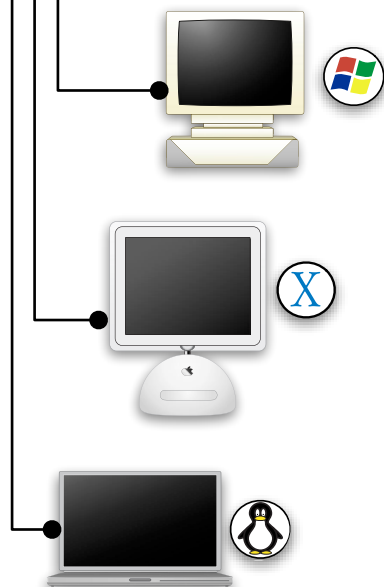


Apache Web Server
(port 80 and 443)

CenterView 2.0 Server
(either deployed on the included Tomcat application server, or deployed on the supported Java enterprise application server. CenterView 2.0 has been tested on Tomcat, BEA Weblogic and IBM Websphere)

Two Tier Installation (web app server sitting behind a web server. port 1099 must still be open for remote administration through the firewall)

Needed Default Install Rules:
Port 1099 open for admin
Port 2020 open for viewing



CenterView client machines on the enterprise network, viewing using the web app server port, 2020 by default